



St Vincents & Mercy Private



We care



St Vincents & Mercy Private

Welcome

Clare Lumley

Director of Clinical Safety & Quality

Sarah Larwill

Clinical Safety Manager





St Vincents & Mercy Private





St Vincents & Mercy Private

“No Harm” Hospital

Vision:

We aspire to be the Victorian private hospital achieving the best patient outcomes, high staff satisfaction and the resources to invest in the future.

What are we faced with?

- Health care environments are complex- errors do occur
- Medical treatment is inherently risky
- Preventable medical error in hospitals is responsible for 11% of all deaths in Australia, which is about 1 of every 9 deaths.
- 50-80% of errors may be preventable





St Vincents & Mercy Private

Strategy

- Organisation wide Patient Safety Survey 2009
- Repeat Survey in 2010
- Staff Culture Survey- every 6 months





St Vincents & Mercy Private

Falls: A Community Issue

- Leading cause of unintentional injury death in people ≥ 65 years
- 1/3 of people ≥ 65 years fall each year
- 90% of deaths related to unintentional falls occur in people ≥ 70 years
- Number of people aged 65-84 years projected to increase from 2.4m to 6.5m in next 50 years





St Vincents & Mercy Private

Falls In Hospitals

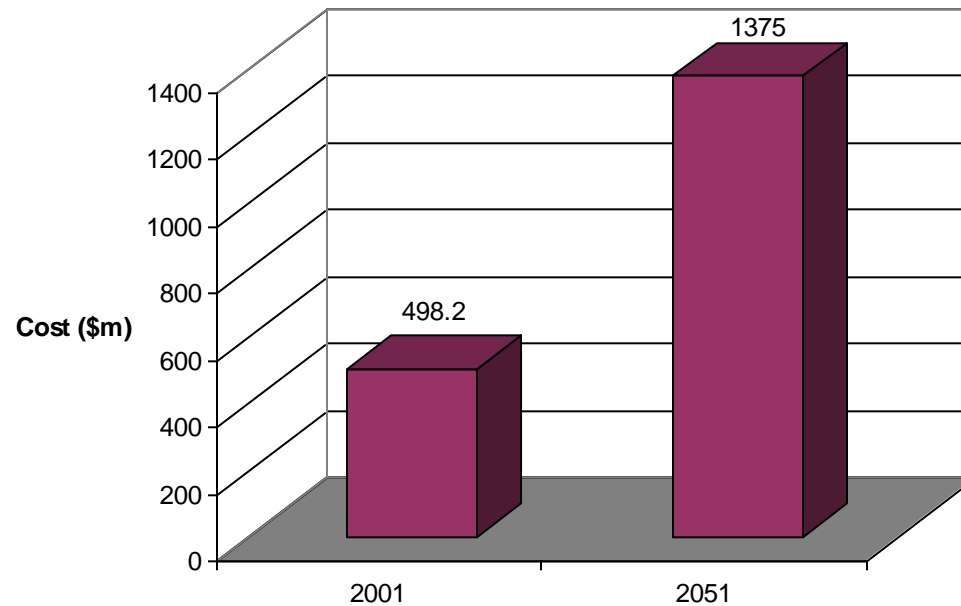
- Increased falls risk in hospitals:
 - Unfamiliar environment
 - Poorly recognised external dangers
 - Confounding medical conditions
 - Polypharmacy (multiple medications which can have adverse drug reactions)
- 38% of all hospital incidents are related to falls





St Vincents & Mercy Private

Counting the Cost of Falls



Total health cost of fall-related injury





St Vincents & Mercy Private

Counting the Cost of Falls

- Current cost per patient for a serious fall in hospital = \$15,000
- If the population continues to age according to current trends, 2500 extra acute beds will be required for falls alone in 2051





St Vincents & Mercy Private

The Importance of Falls Prevention Programs

- International programs have been shown to:
 - ↓ falls resulting in injury by 77%
 - Total falls by 19%
- Multi-interventional and incorporated into all levels of the organisation as part of daily care





St Vincents & Mercy Private

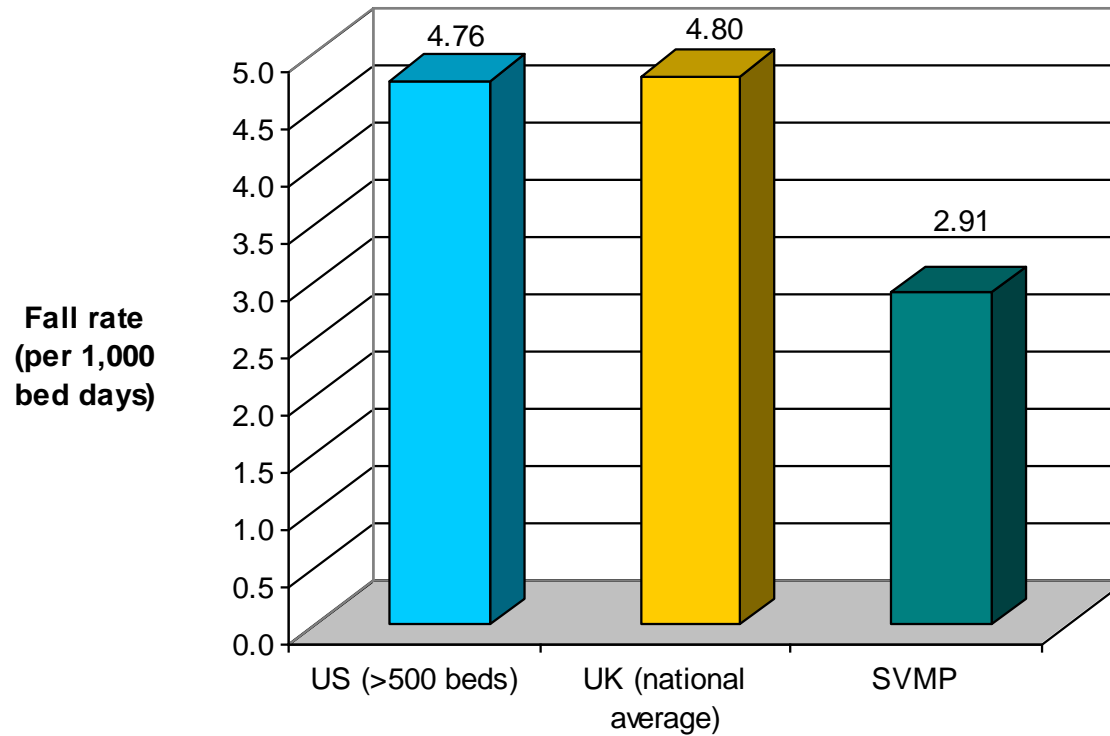
Ruby Red Socks Falls Prevention Program





St Vincents & Mercy Private

Prior to the Program



Fall rate
(per 1,000
bed days)

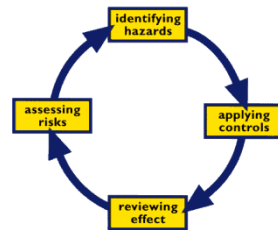
Rate of falls within a hospital (per 1,000 patient bed days)





St Vincents & Mercy Private

Program Elements



Risk assessment



Patient signage and education



Staff education and support



Non-slip socks as visual reminder





St Vincents & Mercy Private

Pilot Program

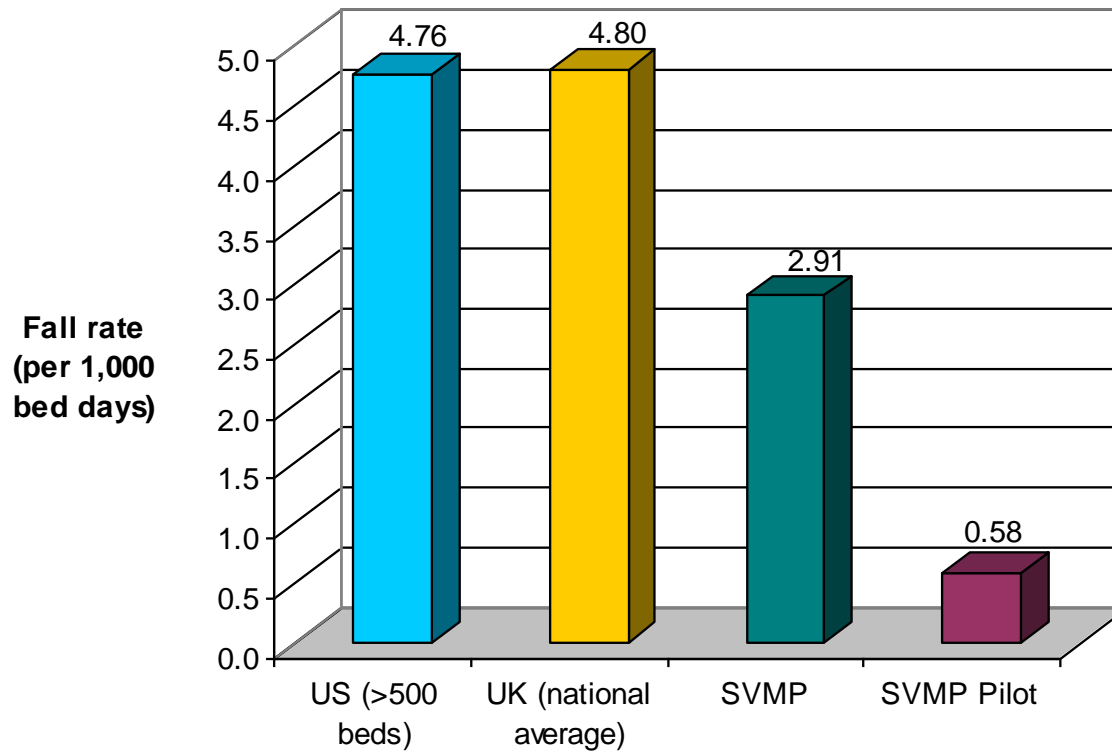
- Undertaken between Nov 09 – Mar 10
- Involved 2 wards:
 - St Vincent's Private – colorectal ward
 - Mercy Private – orthopaedic ward
- Involved 724 patients – 96 at high-risk





St Vincents & Mercy Private

Results of a Highly Successful Pilot Program



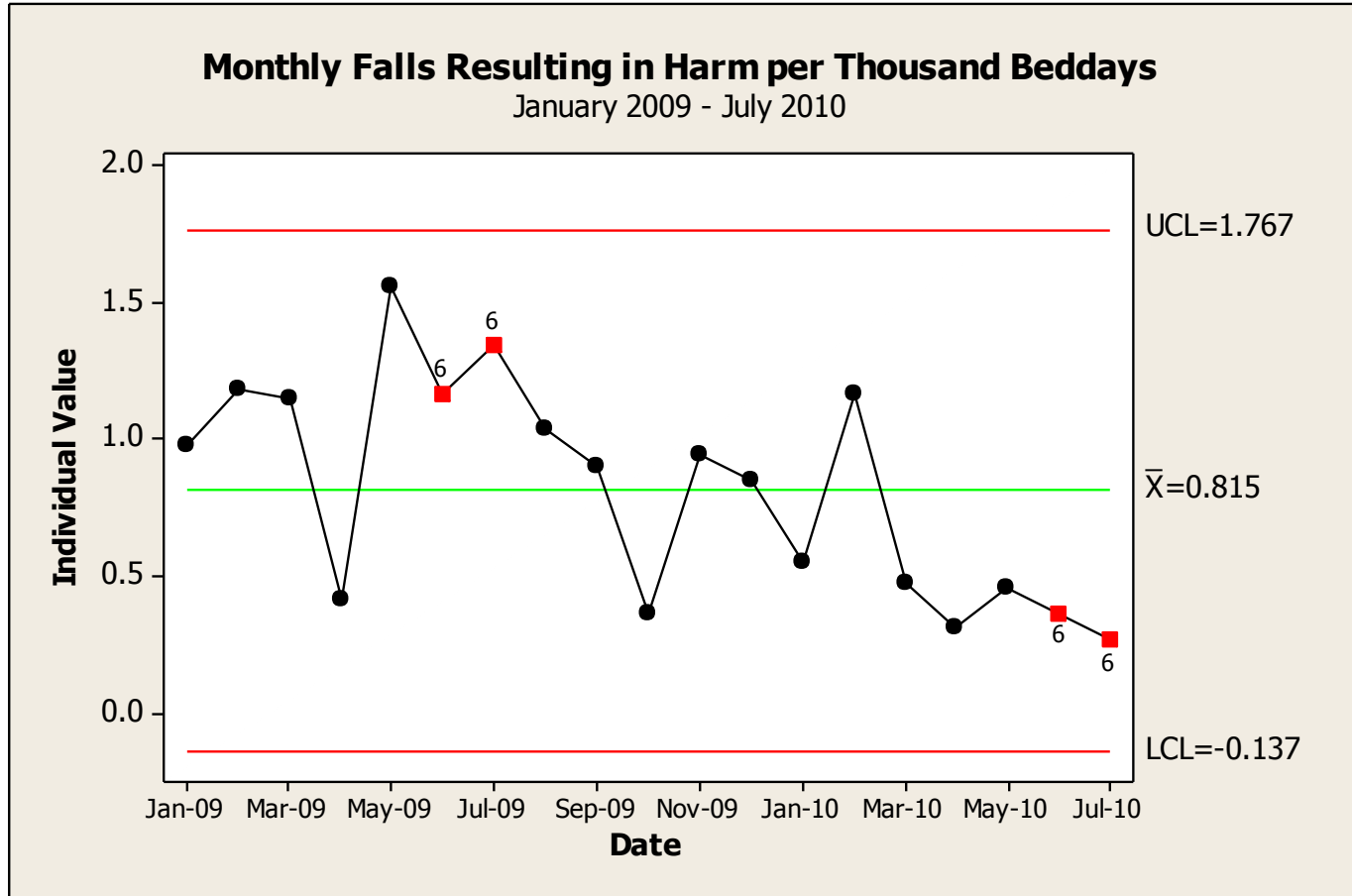
Rate of falls within a hospital (per 1,000 patient bed days)





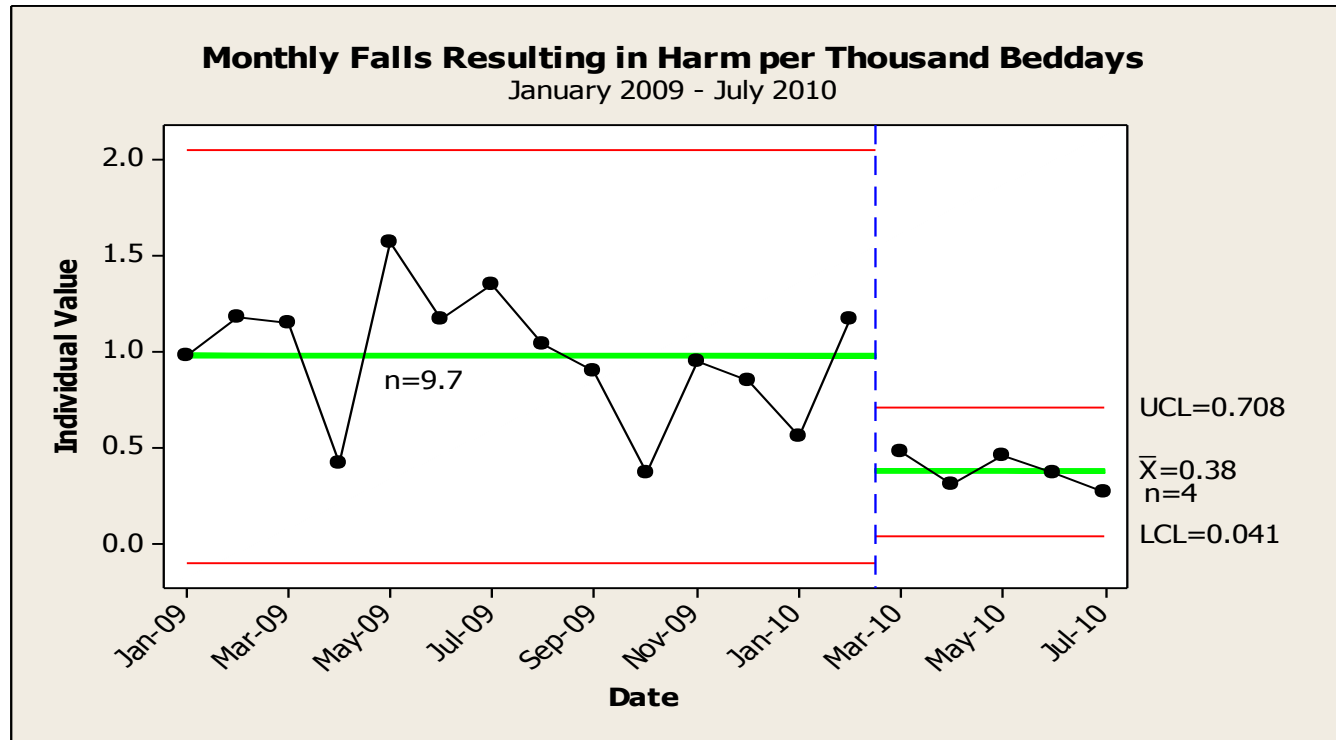
St Vincents & Mercy Private

Decrease in Falls Resulting in Harm





Significant Decrease in Falls Resulting in Harm Since March 2010



There has been a statistical significant reduction in falls since March 2010 from:

- A monthly average of 1 per thousand beddays to an average of 0.4 per thousand beddays.
- A monthly average count of 10 falls resulting in harm has reduced to a monthly average of 4 falls resulting in harm





St Vincents & Mercy Private





St Vincents & Mercy Private





St Vincents & Mercy Private





St Vincents & Mercy Private





St Vincents & Mercy Private

