


Do you know when you are going home?

Helen McConachy
Access Improvement Service
Centre for Healthcare Improvement

What is CLD?

- Not the usual discharging clinician
- CLD discharging clinician
- Patient Eligibility



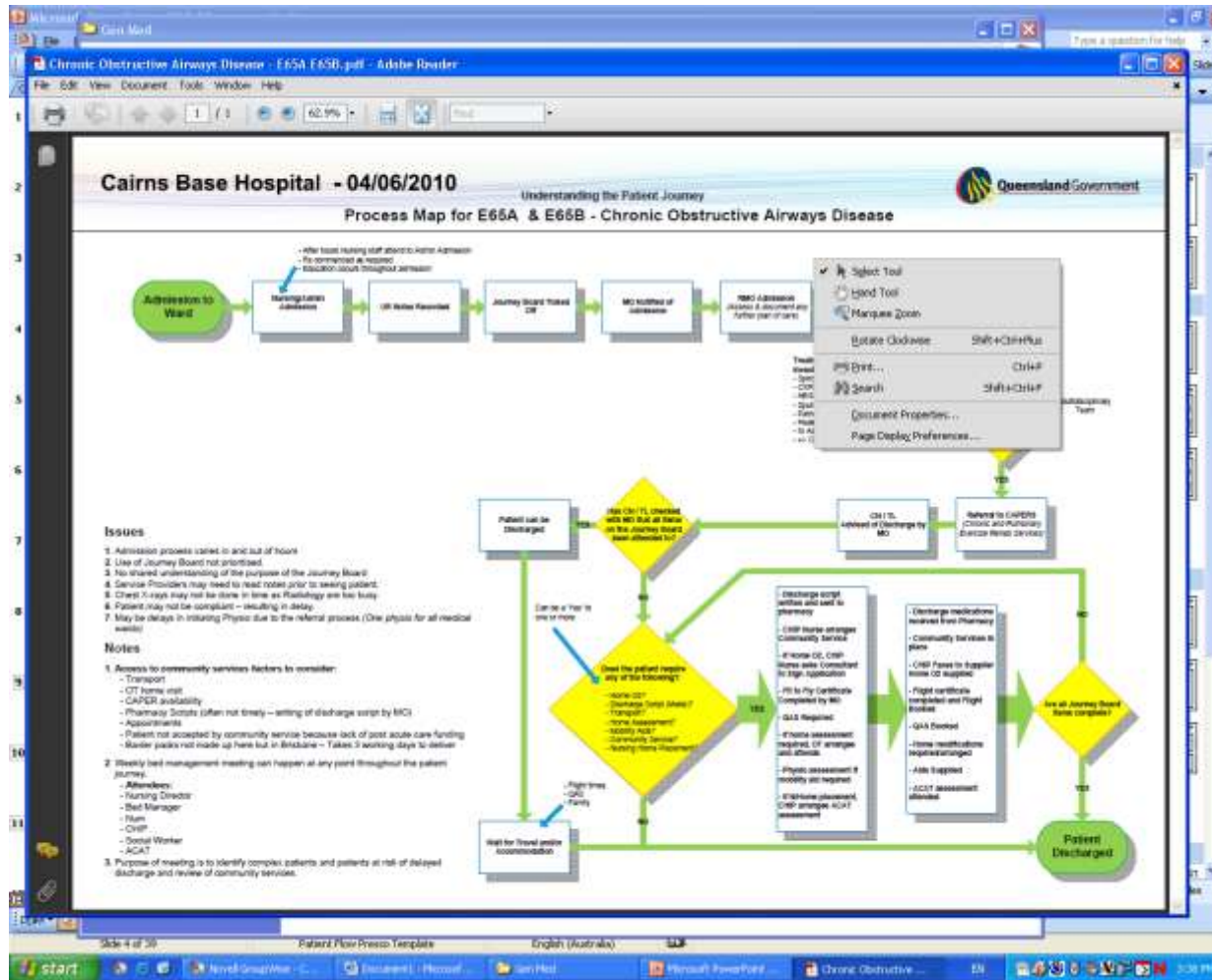
"Don't look at me! You're meant to be discharged!"

- Election commitment
- Addresses patient flow
- Pilot Project

Anticipated Outcomes


- ↓LOS (between .5 – 1 day)
- ↑ discharges before 10am
- ↑ weekend discharges
- ↑ quality of discharge planning
- ↑ increased patient and staff satisfaction
- ↑ improved utilisation medical skills
- No discernable impact on readmission rates

Mapping



Stu's Views

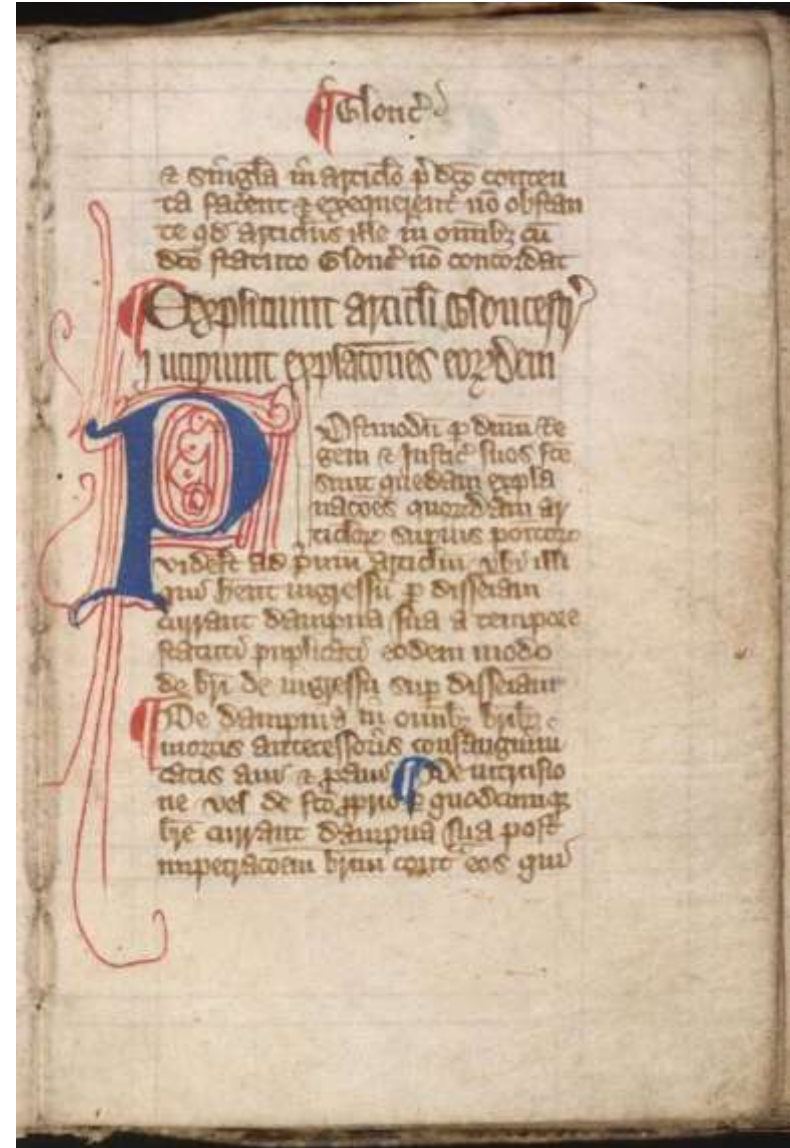
© 2003 Stu All Rights Reserved www.STUS.com



The pilot:

- 12 weeks
- Negotiation
- Education

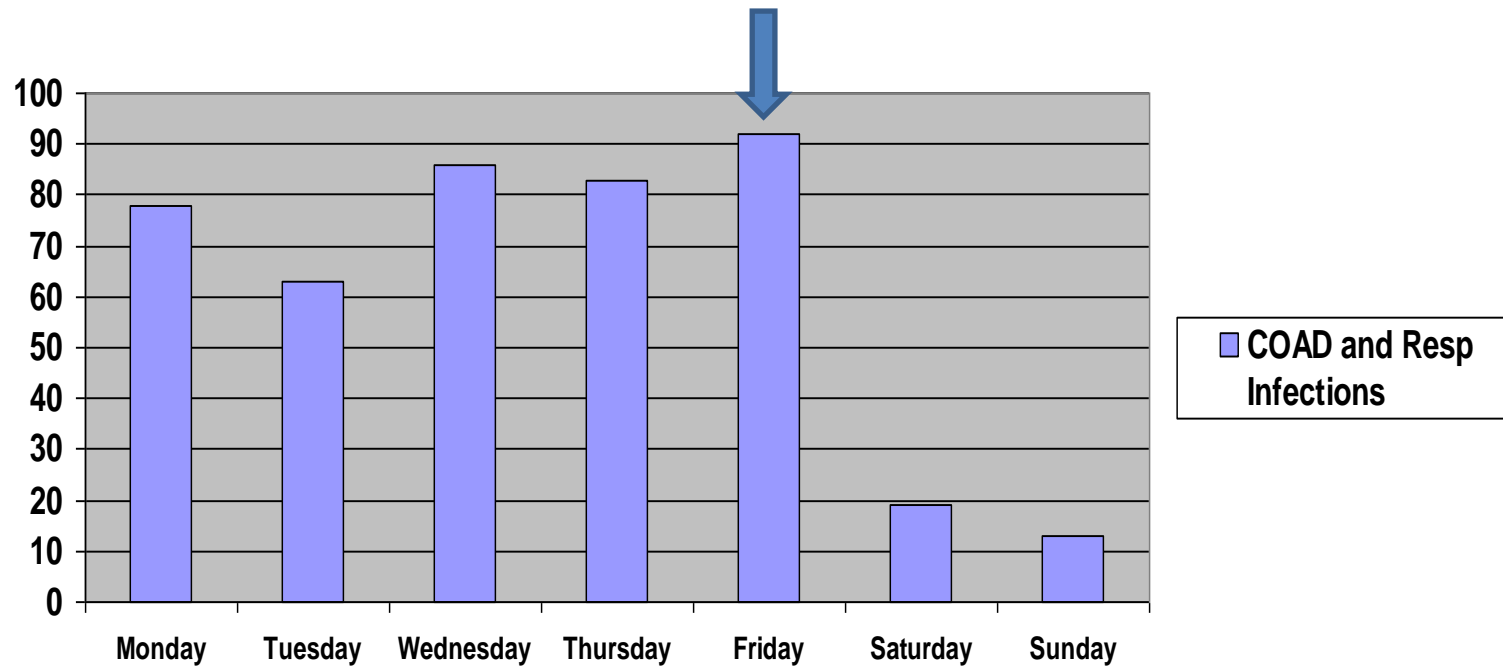
- Signing-on



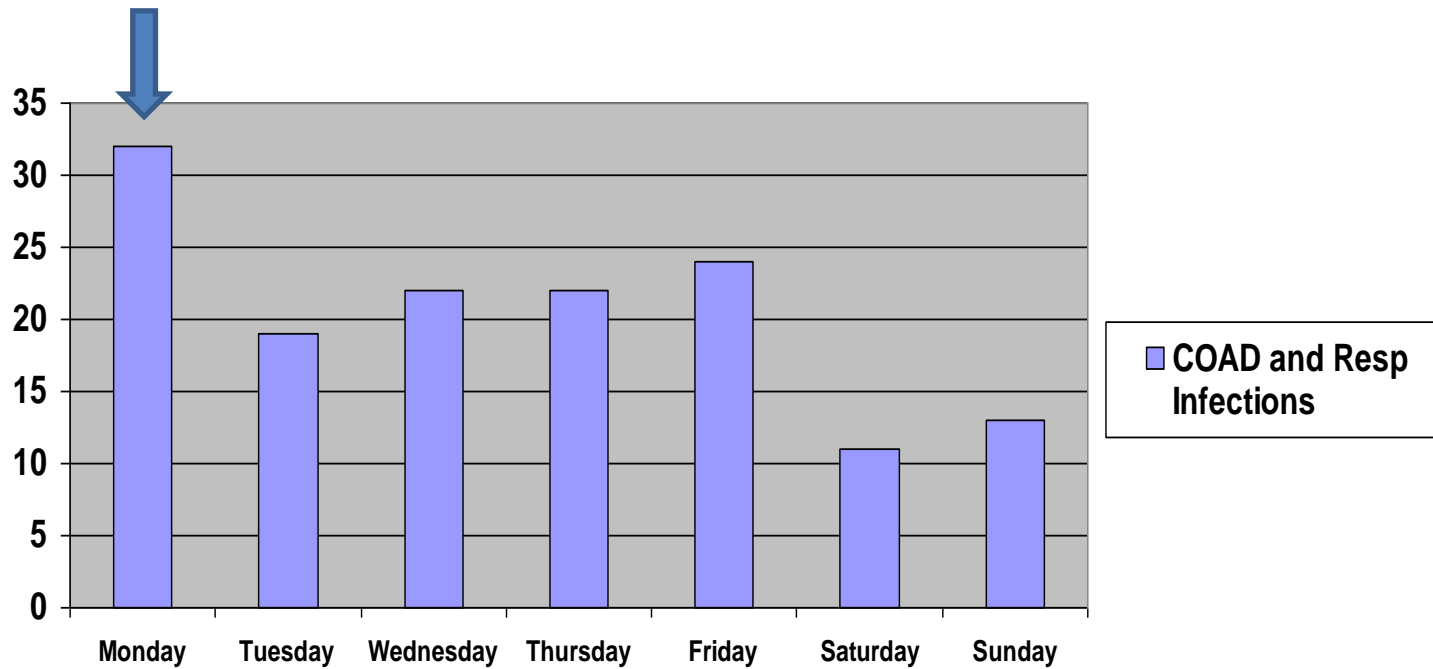
Actual Outcomes


- >80% identified as eligible
- Weekends and out of hours
- Diversity of sites
- Discharge became a priority
- Communication
- Midwifery outcomes

Discharges from Metropolitan Hospital 2009/10



Discharges from same Metropolitan Hospital 2010/11 (Jun-Nov)





Criteria Led Discharge - Appendicectomy

Facility: _____

(Affix identification label here)

URN: _____

Family name: _____

Given name(s): _____

Address: _____

Date of birth: _____ Sex: M F I

DRAFT - NOT FOR USE

Is this patient a 'simple discharge'?

Does the patient have simple ongoing care needs that do not require complex planning and delivery?

YES

NO

Is the patient being discharged to a safe and appropriate environment?

YES

NO

This is a simple discharge and the patient is suitable for CLD

YES

Patient not suitable for CLD

Doctor name: _____

Signature: _____ Date: _____

Specific patient criteria: _____

Questions in Section A need to be answered 'Yes' or 'N/A' for patient to proceed with Criteria Led Discharge (CLD)

Section A: Discharge checklist	Yes (initials)	N/A (initials)	Date	Time
Is the discharge plan agreed by multidisciplinary team?				
Have appropriate referrals been made?				
Is the patient and / or carer involved in the discharge planning?				
Has a discharge prescription been written and sent to pharmacy?				
Has a medical certificate been completed?				

Primary healthcare provider: _____ Contact: _____

Section B: Day of discharge	Initials	Date	Time
Vital signs • Afebrile, HR, RR, BP SpO2 within acceptable limits for this patient			
Wound • No redness, dressing as per protocol • Drain removed if applicable • Pain controlled with oral analgesia			
IV access • IV cannula removed			
Diet • Tolerating diet and oral fluids			
Elimination / bowel activity • Passing flatus and urine prior to discharge			
Blood Glucose Level • BGL within normal range if diabetic			
Activities of daily living • Independent or assistance organised if required			
Patient education • Continue prescribed antibiotics until complete			
Discharge summary • Discharge summary complete on discharge			

Completed by (print name): _____ Designation: _____ Signature: _____ Date: _____

Expected Date of Discharge (please include in Patient Flyer) / /

DO NOT WRITE IN THIS BINDING MARGIN

V0.01 - 01/2011
Mat. No.: 00000000




[Form number]

CRITERIA LED DISCHARGE - APPENDICECTOMY

Criteria for Appendicectomy

Constraints

- Clinician buy-in
- Control (Responsibility)
- Complexity



Recommendations and Future Scope

- Ensure strong Executive support
- Develop & use more Criteria – try a generic format
- OPD
- Seek feedback from patients & staff
- Develop KPI's to measure outcomes
- Celebrate your success

So.....

Do you know when you are going
home?